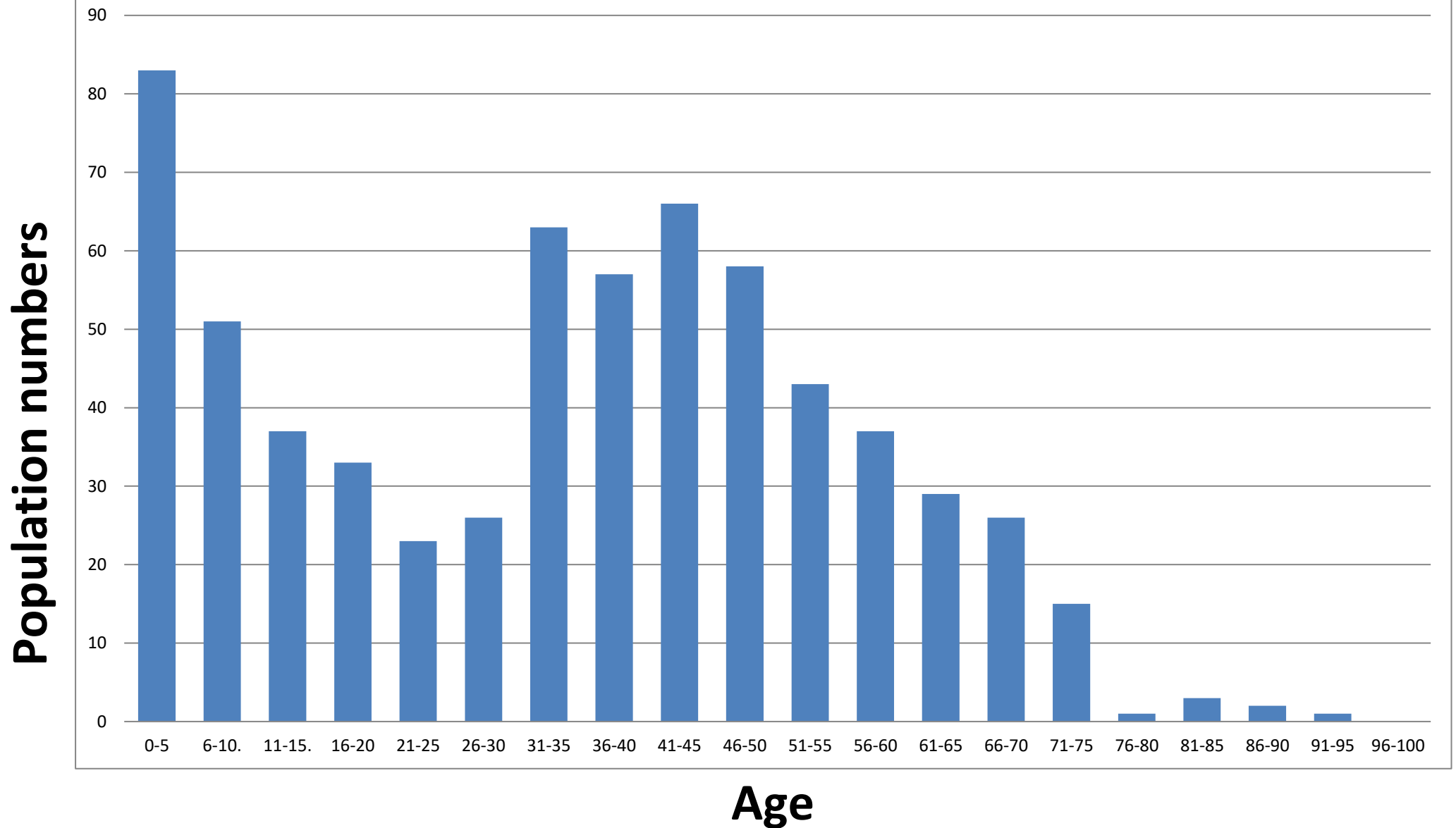
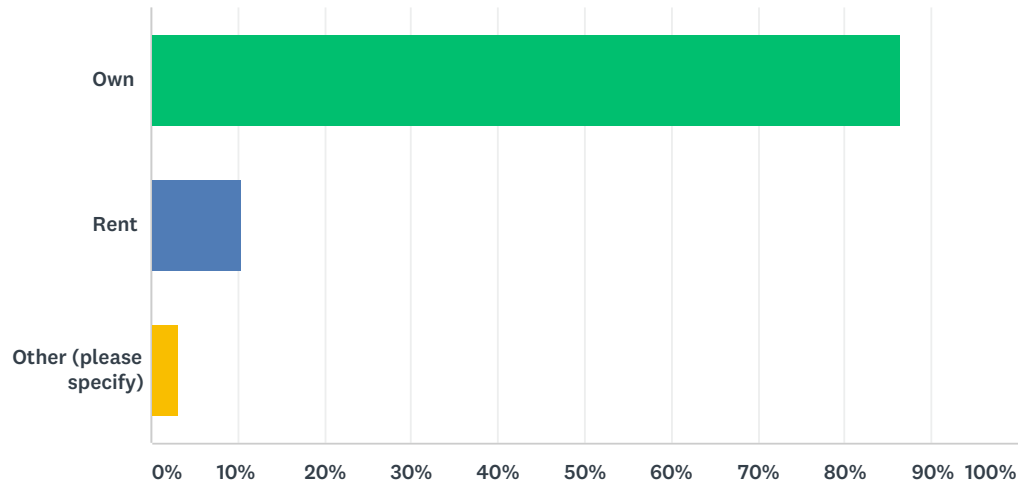


# Upper Rissington Age Distribution



## Q2 Do you own or rent your home?

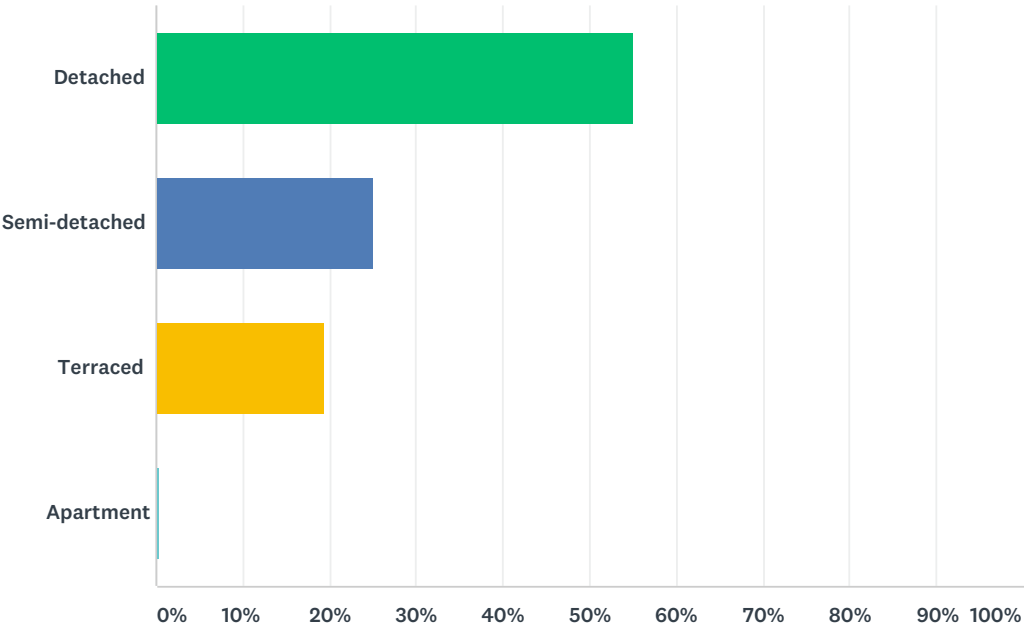
Answered: 294 Skipped: 1



ANSWER CHOICES	RESPONSES	
Own	86.39%	254
Rent	10.54%	31
Other (please specify)	3.06%	9
TOTAL		294

### Q3 What type of home is it?

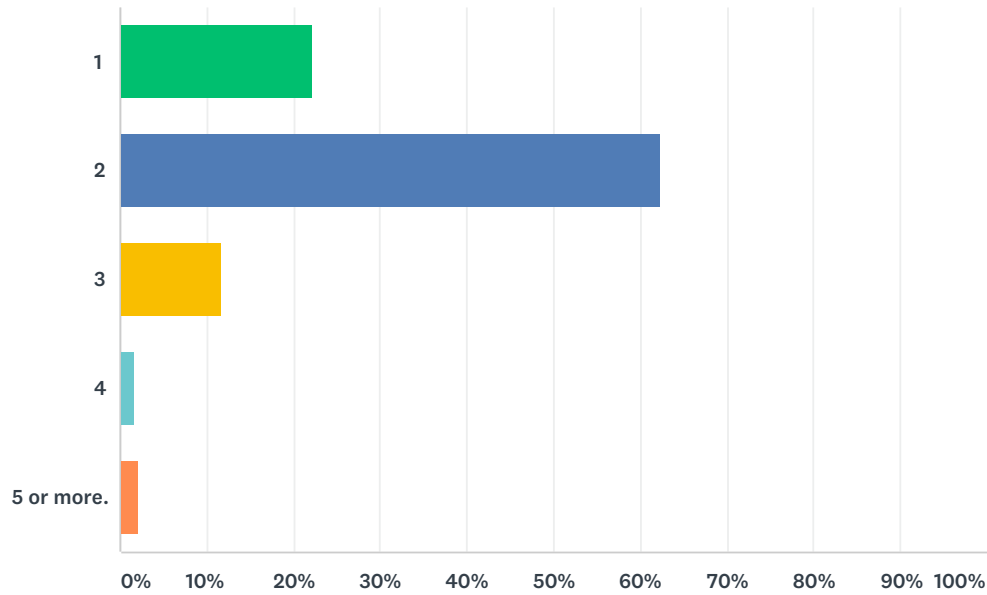
Answered: 294    Skipped: 1



ANSWER CHOICES	RESPONSES	
Detached	55.10%	162
Semi-detached	25.17%	74
Terraced	19.39%	57
Apartment	0.34%	1
TOTAL		294

## Q4 How many taxed motor vehicles are kept at your home?

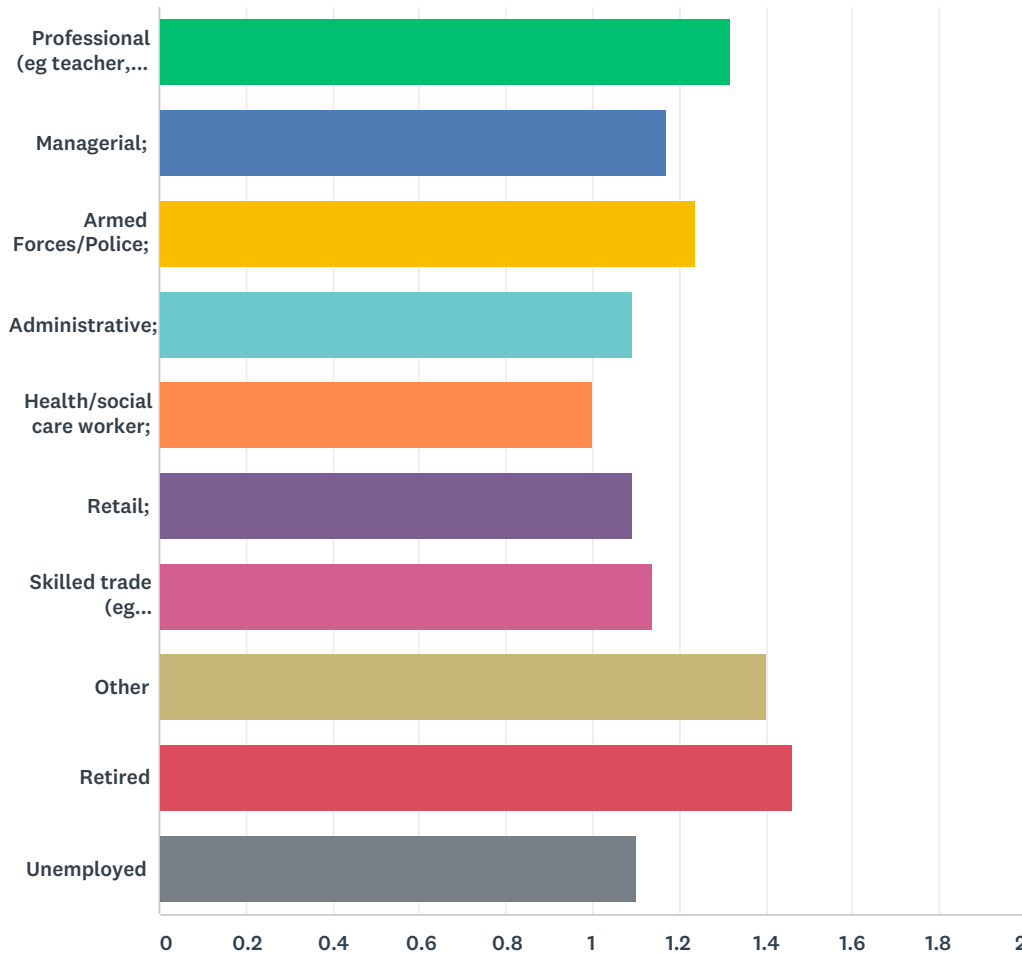
Answered: 292 Skipped: 3



ANSWER CHOICES	RESPONSES	
1	22.26%	65
2	62.33%	182
3	11.64%	34
4	1.71%	5
5 or more.	2.05%	6
<b>TOTAL</b>		<b>292</b>

## Q5 What are your family's occupations? Record the number in each category.

Answered: 290 Skipped: 5



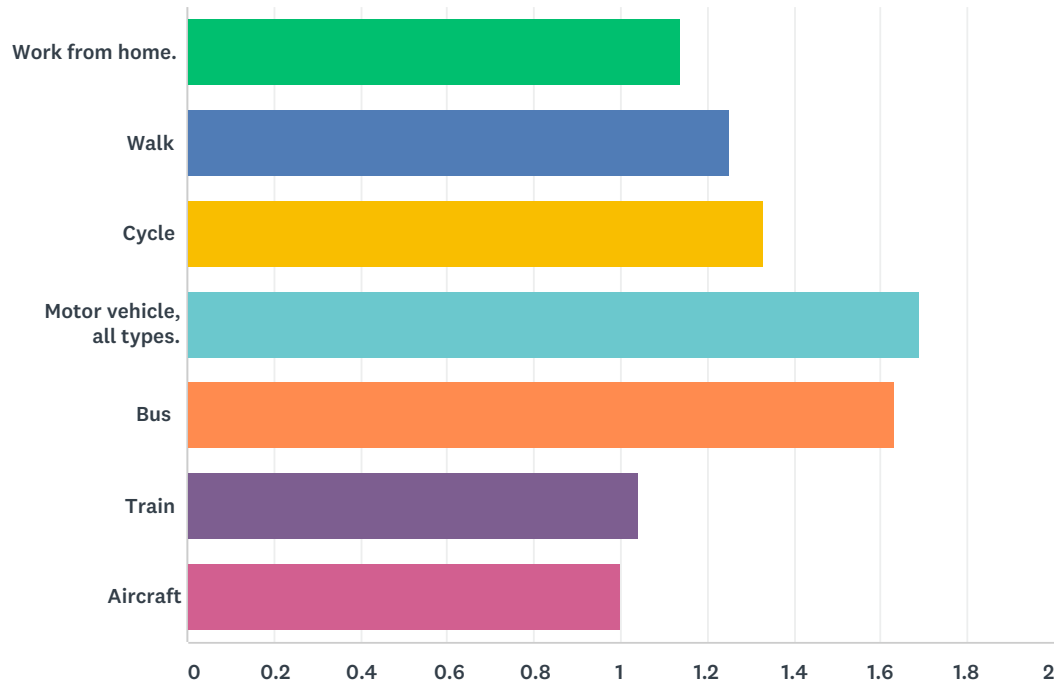
	1	2	3	4	TOTAL	WEIGHTED AVERAGE
Professional (eg teacher, doctor,commercial pilot);	71.79% 84	25.64% 30	1.71% 2	0.85% 1	117	1.32
Managerial;	82.93% 68	17.07% 14	0.00% 0	0.00% 0	82	1.17
Armed Forces/Police;	76.19% 16	23.81% 5	0.00% 0	0.00% 0	21	1.24
Administrative;	93.94% 31	3.03% 1	3.03% 1	0.00% 0	33	1.09
Health/social care worker;	100.00% 14	0.00% 0	0.00% 0	0.00% 0	14	1.00
Retail;	91.30% 21	8.70% 2	0.00% 0	0.00% 0	23	1.09
Skilled trade (eg electrician, artist);	86.00% 43	14.00% 7	0.00% 0	0.00% 0	50	1.14

# Upper Rissington Neighbourhood Development Plan Survey.

Other	67.53%	25.97%	5.19%	1.30%		
	52	20	4	1	77	1.40
Retired	53.70%	46.30%	0.00%	0.00%		
	29	25	0	0	54	1.46
Unemployed	90.00%	10.00%	0.00%	0.00%		
	9	1	0	0	10	1.10

## Q6 How does your family travel to work. Record the number in each category, including multiple entries for individuals e.g. Cycle to Train.

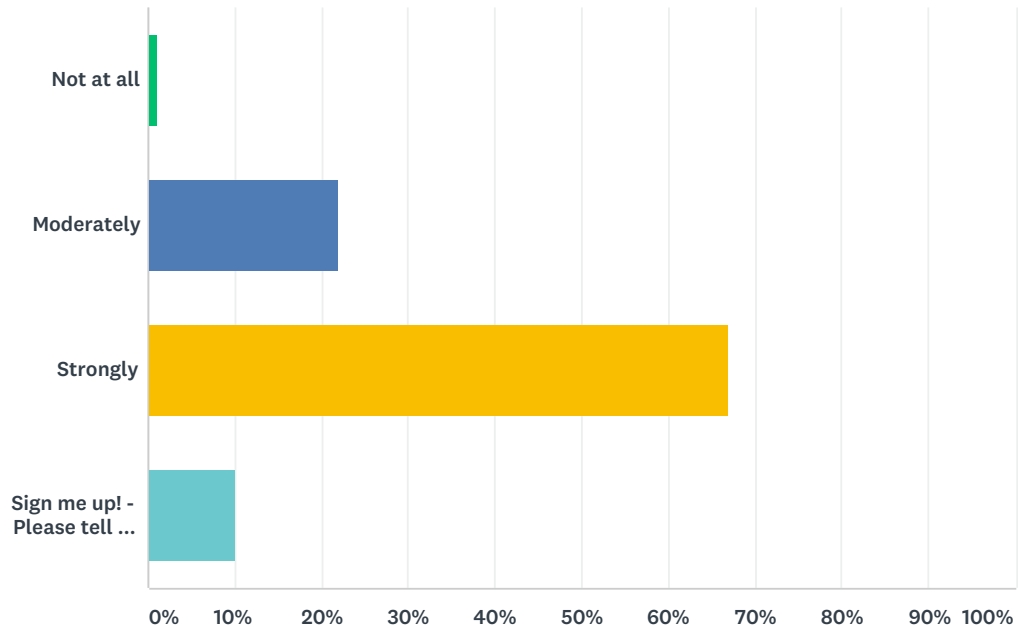
Answered: 259 Skipped: 36



	1	2	3	4	5	TOTAL	WEIGHTED AVERAGE
Work from home.	86.49% 64	13.51% 10	0.00% 0	0.00% 0	0.00% 0	74	1.14
Walk	75.00% 12	25.00% 4	0.00% 0	0.00% 0	0.00% 0	16	1.25
Cycle	83.33% 5	0.00% 0	16.67% 1	0.00% 0	0.00% 0	6	1.33
Motor vehicle, all types.	40.93% 97	51.48% 122	5.91% 14	1.27% 3	0.42% 1	237	1.69
Bus	50.00% 4	37.50% 3	12.50% 1	0.00% 0	0.00% 0	8	1.63
Train	96.43% 27	3.57% 1	0.00% 0	0.00% 0	0.00% 0	28	1.04
Aircraft	100.00% 3	0.00% 0	0.00% 0	0.00% 0	0.00% 0	3	1.00

## Q8 Community woodland and gardens: How interested are you?

Answered: 288 Skipped: 7



### QUIZ STATISTICS

Percent Correct  
10%

Average Score  
1.9/3.0 (62%)

Standard Deviation  
0.59

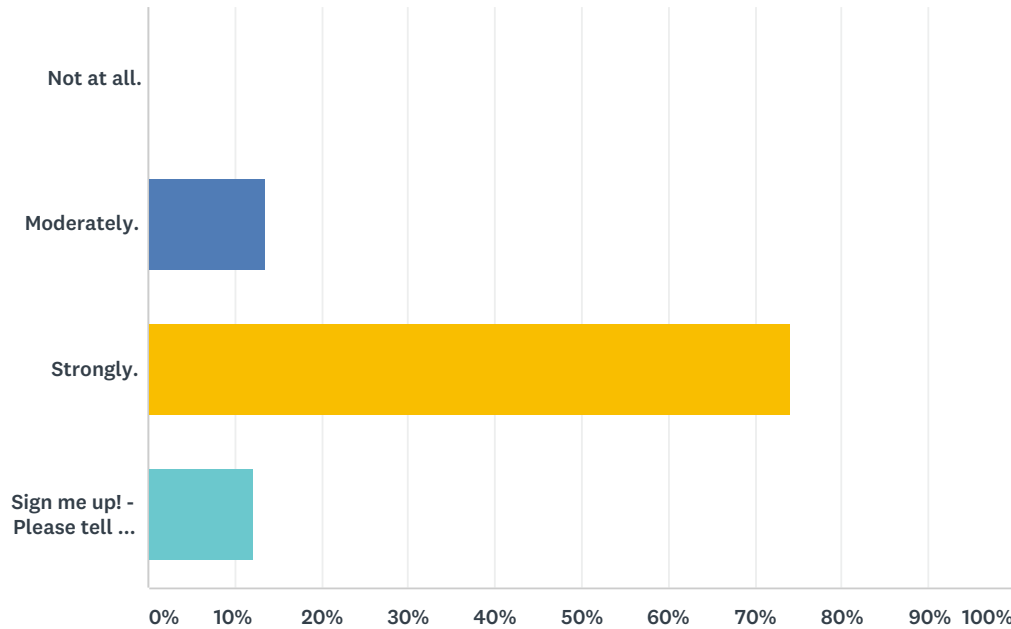
Difficulty  
6/7

ANSWER CHOICES	SCORE	RESPONSES	
Not at all	0/3	1.04%	3
Moderately	1/3	21.88%	63
Strongly	2/3	67.01%	193
✓ Sign me up! - Please tell us below what you think we should be doing.	3/3	10.07%	29
<b>TOTAL</b>			<b>288</b>



## Q9 Green spaces, recreation areas and countryside access: How interested are you?

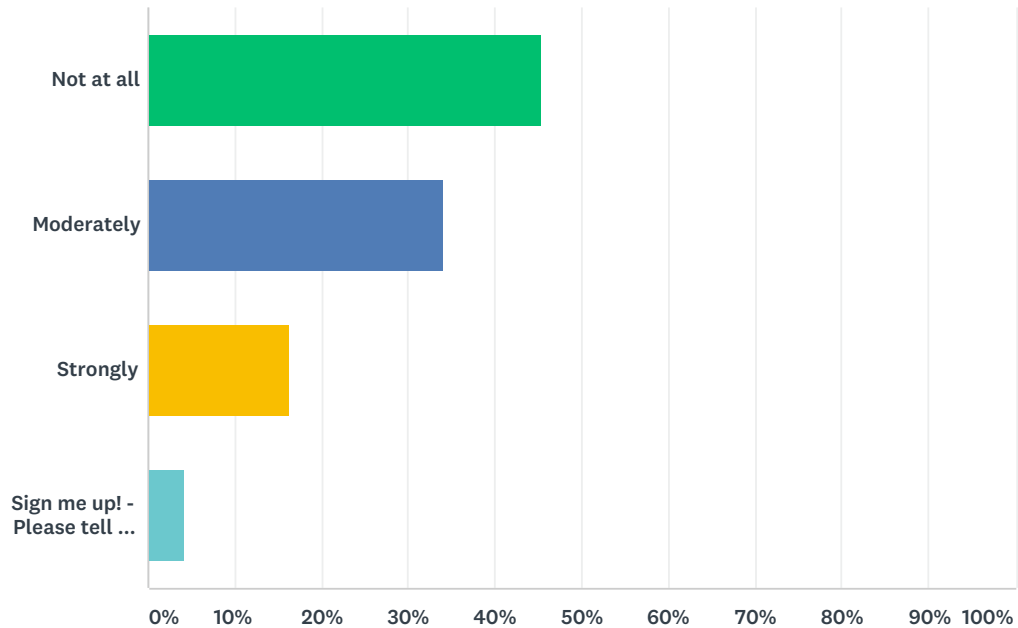
Answered: 286 Skipped: 9



ANSWER CHOICES	RESPONSES	
Not at all.	0.00%	0
Moderately.	13.64%	39
Strongly.	74.13%	212
Sign me up! - Please tell us below what you think we should be doing.	12.24%	35
<b>TOTAL</b>		<b>286</b>

## Q10 Allotments: How interested are you?

Answered: 288 Skipped: 7



### QUIZ STATISTICS

Percent Correct  
4%

Average Score  
0.8/3.0 (26%)

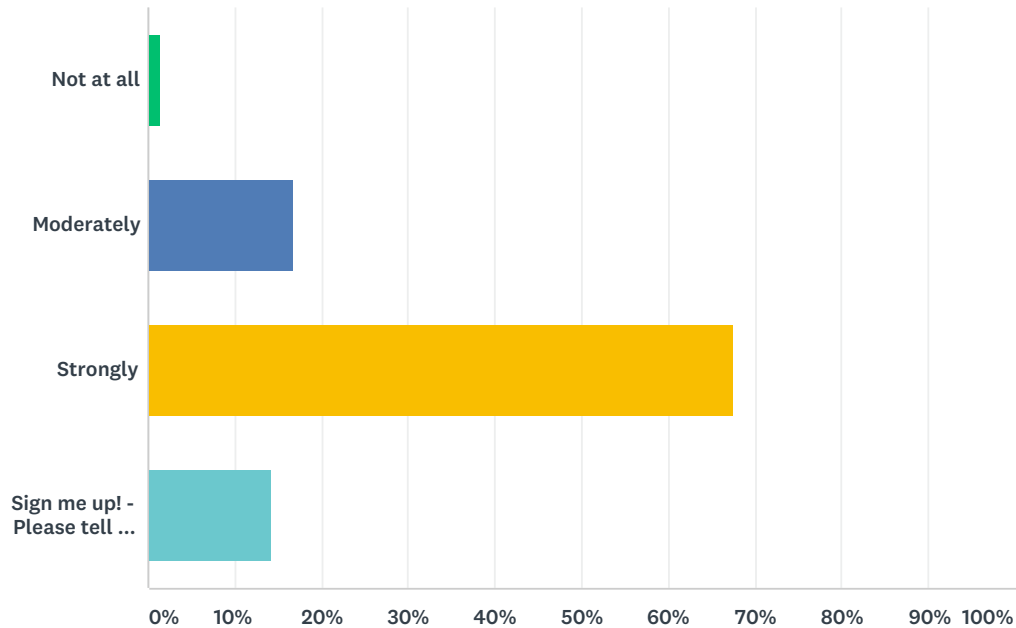
Standard Deviation  
0.86

Difficulty  
4/7

ANSWER CHOICES	SCORE	RESPONSES
Not at all	0/3	45.49% 131
Moderately	1/3	34.03% 98
Strongly	2/3	16.32% 47
✓ Sign me up! - Please tell us below what you think we should be doing.	3/3	4.17% 12
<b>TOTAL</b>		<b>288</b>

## Q11 Footpaths, Cycleways and Trim Trail: How interested are you?

Answered: 287 Skipped: 8



### QUIZ STATISTICS

Percent Correct  
14%

Average Score  
1.9/3.0 (65%)

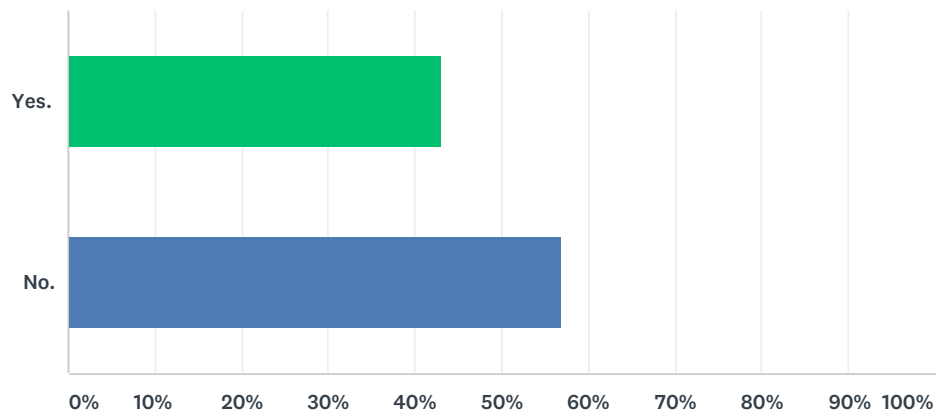
Standard Deviation  
0.60

Difficulty  
7/7

ANSWER CHOICES	SCORE	RESPONSES	
Not at all	0/3	1.39%	4
Moderately	1/3	16.72%	48
Strongly	2/3	67.60%	194
✓ Sign me up! - Please tell us below what you think we should be doing.	3/3	14.29%	41
<b>TOTAL</b>			<b>287</b>

Q13 Are you a dog owner?

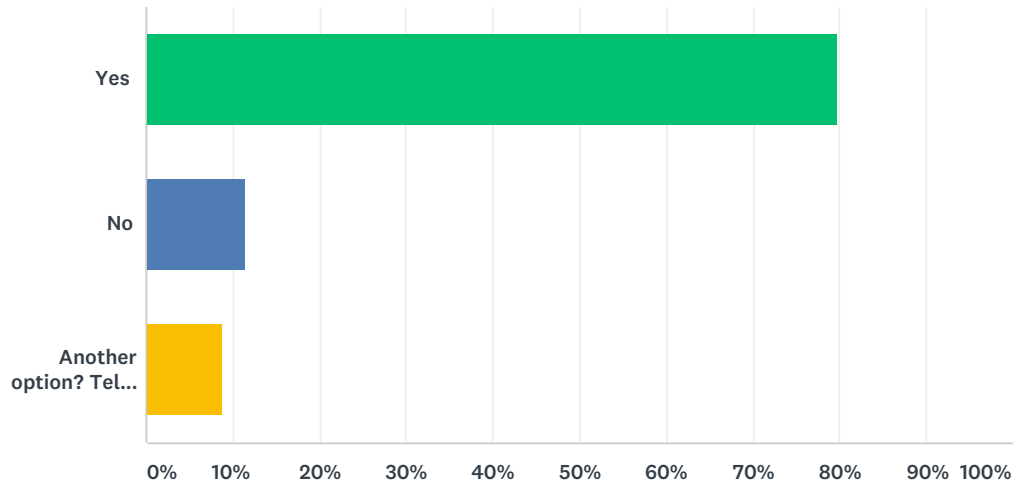
Answered: 286    Skipped: 9



ANSWER CHOICES		RESPONSES	
Yes.		43.01%	123
No.		56.99%	163
TOTAL			286

## Q14 Do you agree that speed limits should be 30mph on the Barrington Road and 20mph within the village?

Answered: 285 Skipped: 10



ANSWER CHOICES	RESPONSES	
Yes	79.65%	227
No	11.58%	33
Another option? Tell us what you think.	8.77%	25
<b>TOTAL</b>		<b>285</b>